

The good, the bad and the ugly...

Tammy Marino
Associate Economist
NYS Department of Labor
Division of Research & Statistics
(585) 258-8870

Tammy.marino@labor.state.ny.us

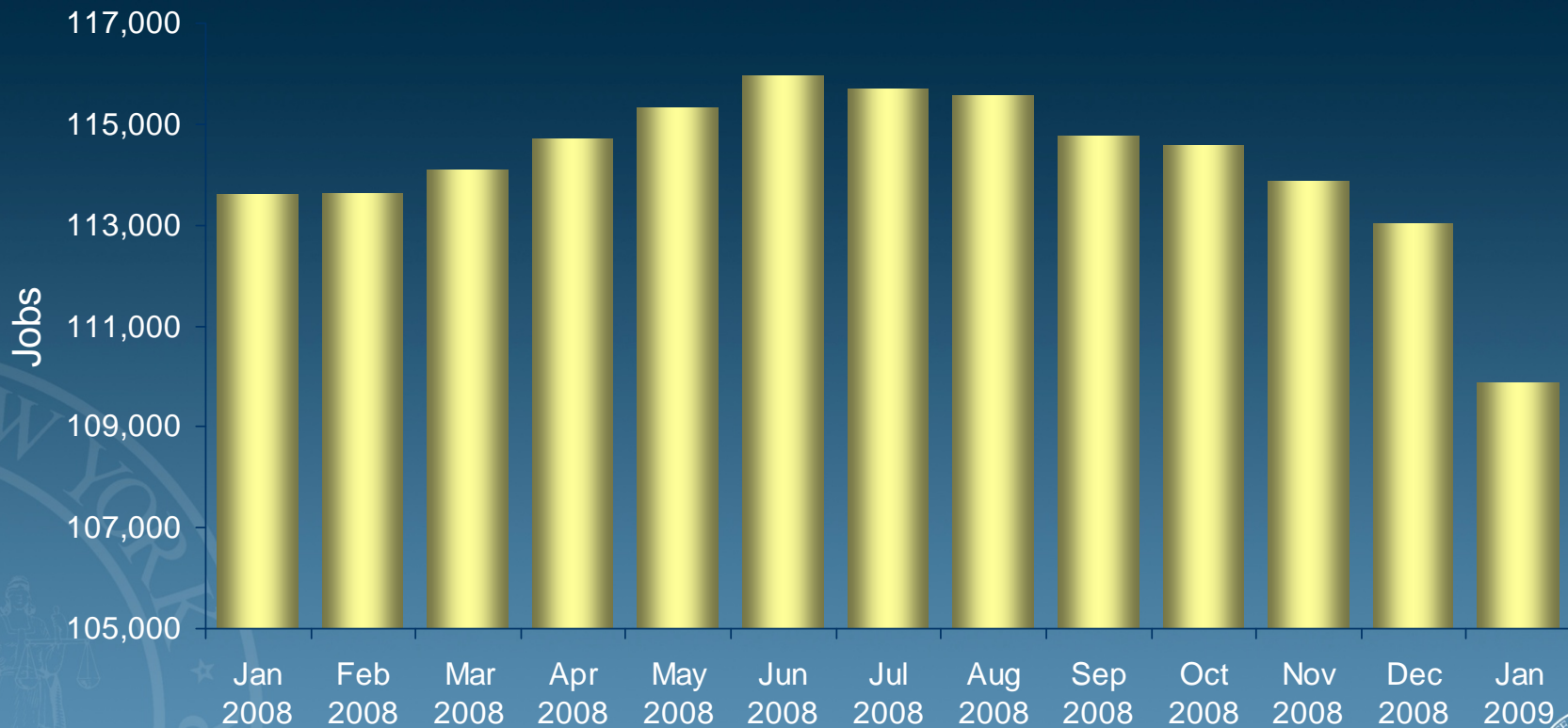
www.labor.state.ny.us/workforceindustrydata/fin

March 18, 2009

Finger Lakes Workforce Investment Board



Private Sector Employment United States January 2008-January 2009



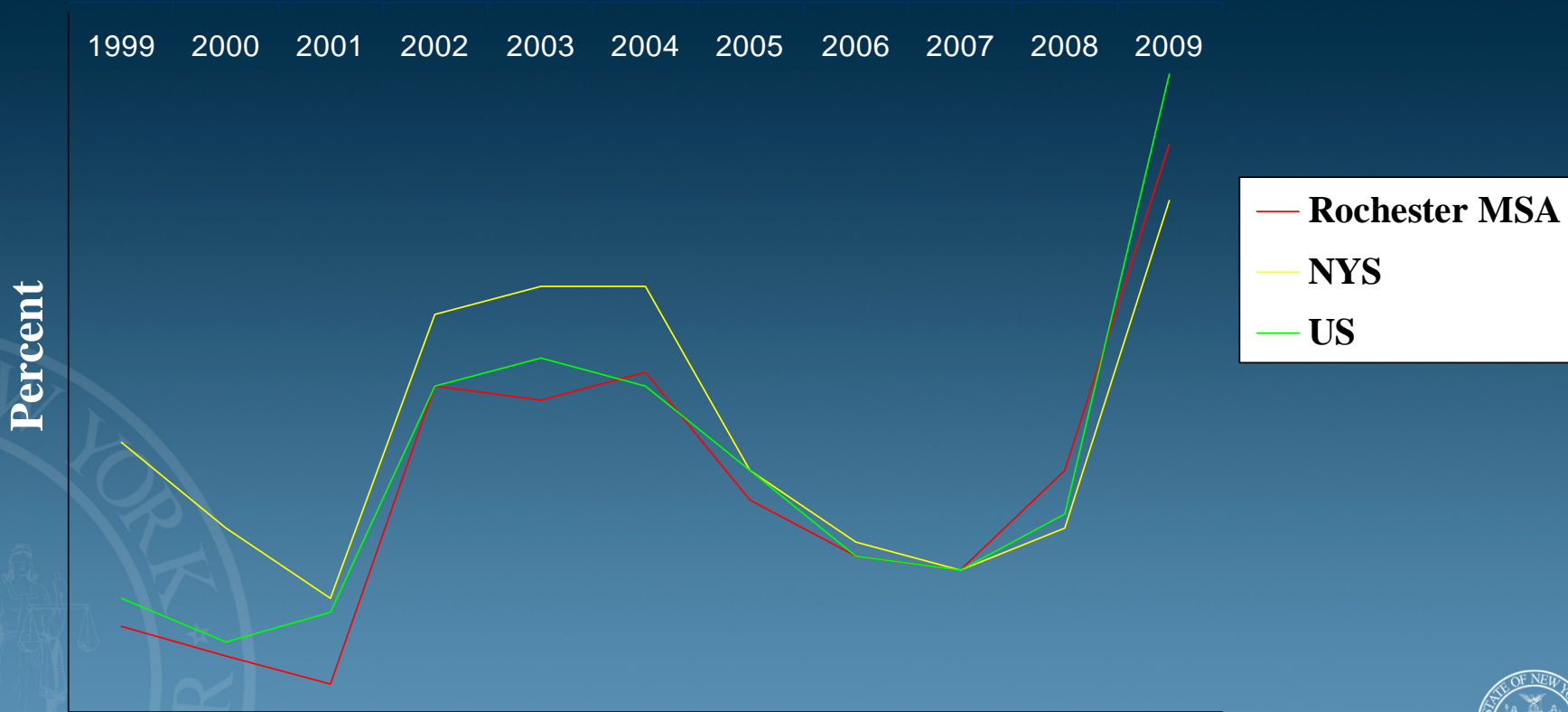
Employment declined 3.7 million (-3.2%) over-the-year.

Private Sector Employment Rochester MSA January 2008-January 2009



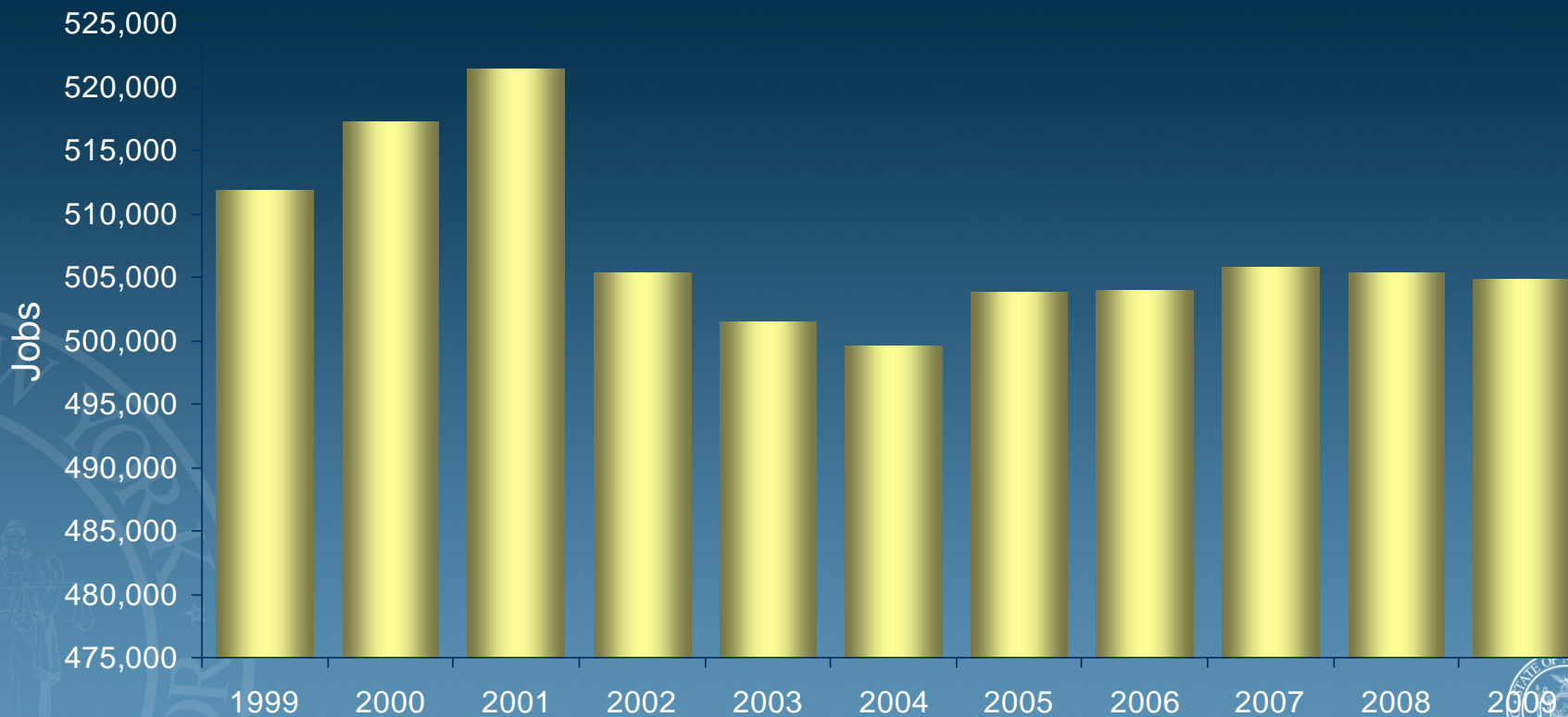
Employment down 1,400 (-0.3%) over-the-year.

Unemployment Rates



	Rochester MSA	U.S.
2009	8.0%	8.5%
2008	5.7%	5.4%

Private Sector Employment Rochester MSA (January of Each Year)

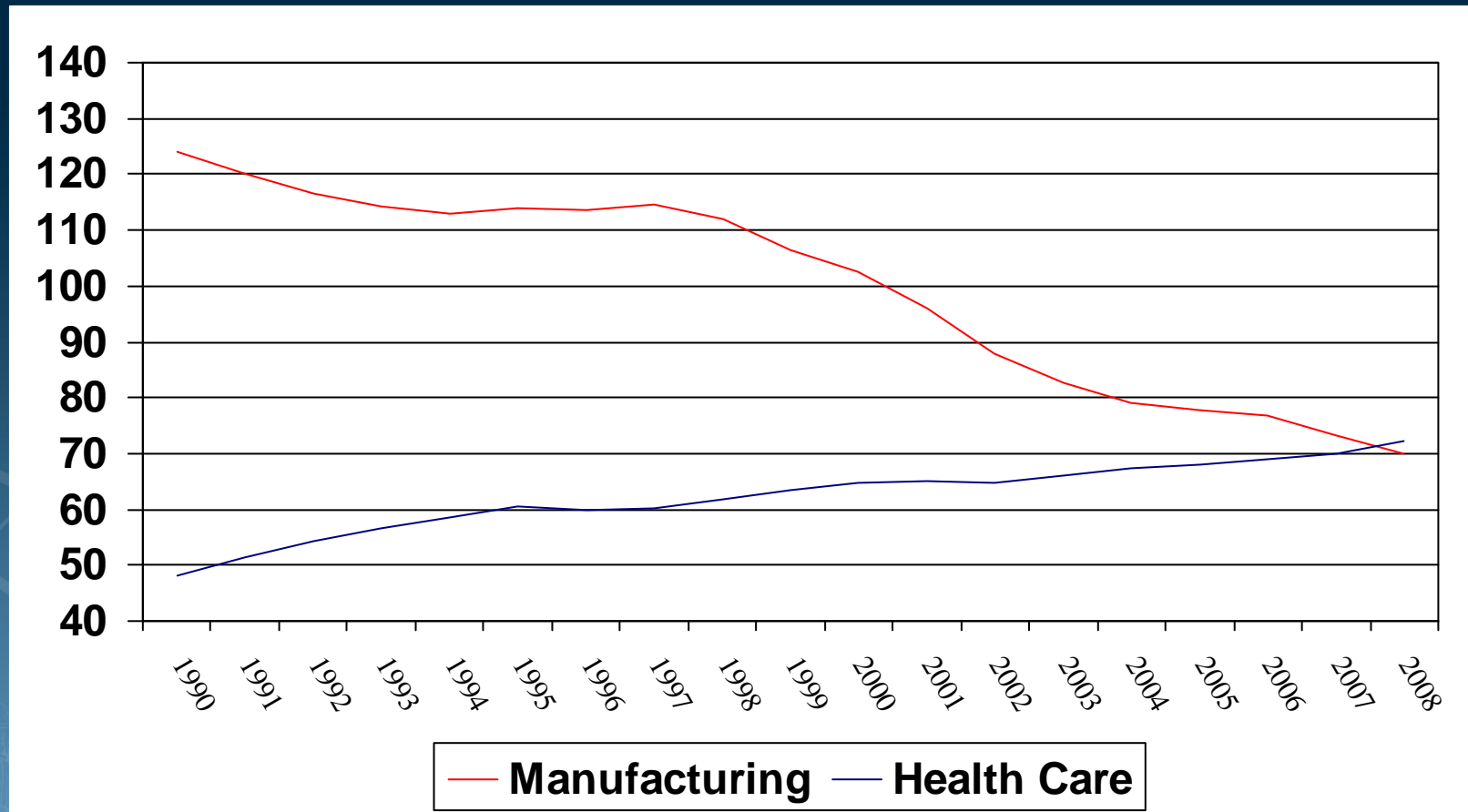


Employment down 16,500 (-3.7%) since its peak in 2001.

Two Trends Driving Change...

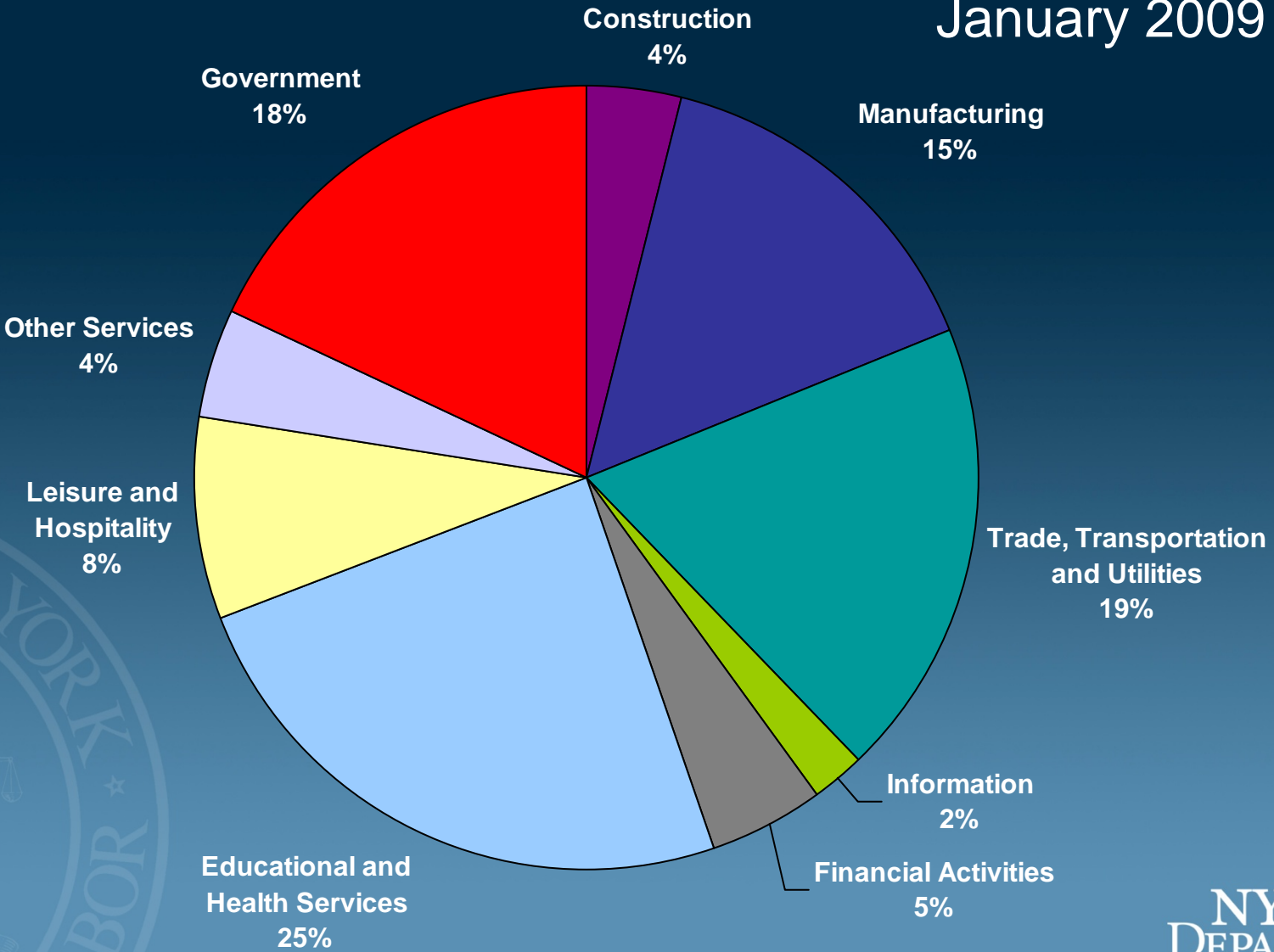
Rochester MSA

1990-2008



Locally manufacturing comprises:
15% of employment and 22% of wages
(Nationally manufacturing accounts for 11% of employment)

Employment by Industry Rochester MSA January 2009



Industries that Lost Jobs

Monroe County
3Q2008-3Q2005

	Change	Wage
Chemical Manufacturing	-7,500	\$1,400
Transportation Equip. Manufacturing	-1,300	\$1,100
Machinery Manufacturing	- 900	\$1,300
Professional, Scientific & Tech Services	- 900	\$1,100
Building Material & Garden Equipment	- 700	\$ 600
Credit Intermediation	- 500	\$1,000
Publishing Industries	- 400	\$ 900
Merchant Wholesalers	- 300	\$1,100
Utilities	- 200	\$1,600

Industries that Gained Jobs

Monroe County
3Q2008-3Q2005

	Change	Wage
Hospitals	+2,400	\$ 800
Administrative & Support Services	+2,200	\$ 600
Educational Services	+1,400	\$ 900
Management of Companies & Ent.	+1,300	\$1,600
Computer & Electronic Product Mfg.	+1,100	\$1,400
Ambulatory Health Care	+1,100	\$ 800
Social Assistance	+1,000	\$ 400
Food Services & Drinking Places	+ 800	\$ 300

Trends in Today's Economy

- More Women in the Workforce
- Baby Boomers are Retiring
- Aging Population
- Service Based Economy
- Global Trade
- Technology Advances

Spas, financial services, lawn services, landscaping

Hands on careers-hvac, nursing, spas, education, daycare, pet care



NYS
DEPARTMENT
OF LABOR
PROTECT | ASSIST | CONNECT

Fastest Growing Occupations Finger Lakes Region 2006-2016

Title	Percent Change	Employment	
		Wages	2016
Computer Software Engineers, Applications	29.3	\$81,700	3,620
Social & Human Service Assistants	24.4	\$29,300	3,520
Home Health Aides	23.8	\$25,300	7,480
Personal & Home Care Aides	22.5	\$20,300	2,990
Computer Systems Analysts	21.0	\$69,300	2,360
Customer Service Representatives	15.3	\$30,500	9,100
Bill & Account Collectors	14.4	\$29,300	2,220
Combined Food Prep & Serving Workers, Including Fast Food	13.6	\$17,800	5,580
Preschool Teachers, Except Special Education	13.3	\$25,900	2,050
Accountants & Auditors	13.0	\$66,700	6,590

Fastest Growing Occupations continued...

Registered Nurses	12.5	\$56,200	12,670
Child Care Workers	12.4	\$21,000	7,690
Landscaping & Groundskeeping Workers	12.1	\$25,100	4,720
Nursing Aides, Orderlies, & Attendants	11.6	\$24,600	7,970
Security Guards	10.6	\$26,000	3,970
Construction Laborers	10.5	\$36,800	3,890
Food Preparation Workers	10.3	\$19,000	7,200
Elementary School Teachers, Except Special Education	10.0	\$54,500	7,170
Janitors & Cleaners, Except Maids & Housekeeping Cleaners	8.3	\$23,400	11,300
Bookkeeping, Accounting, & Auditing Clerks	8.0	\$32,700	9,760

Occupations Requiring a Bachelor's Degree, Finger Lakes, 2006-2016

Fastest Growing Occupations

	% Growth	Median Wage
Network Systems & Data Communications Analysts	40.0%	\$68,560
Physician Assistants	39.6%	\$72,010
Personal Financial Advisors	32.7%	\$84,370
Computer Software Engineers, Systems Software	31.9%	\$81,330
Database Administrators	31.2%	\$71,450

Occupations with Most Annual Openings

	Openings/Year	Median Wage
Elementary School Teachers, Ex. Special Ed.	220	\$63,170
Secondary School Teachers, Ex. Special & Vocational Ed.	210	\$64,440
Accountants and Auditors	180	\$60,560
Middle School Teachers, Ex. Special and Vocational Ed.	90	\$62,610
Computer Systems Analysts	90	\$71,530

Source: New York State Department of Labor

Occupations Requiring an Associate Degree, Finger Lakes, 2006-2016

Fastest Growing Occupations

	% Growth	Median Wage
Medical Records and Health Info. Technicians	35.6%	\$32,520
Physical Therapist Assistants	34.6%	\$36,640
Dental Hygienists	29.9%	\$59,090
Veterinary Technologists and Technicians	28.1%	\$27,220
Cardiovascular Technologists and Technicians	27.6%	\$42,650

Occupations with Most Annual Openings

	Openings/Year	Median Wage
Registered Nurses	330	\$60,780
Computer Support Specialists	100	\$47,940
Paralegals and Legal Assistants	30	\$43,250
Radiologic Technologists and Technicians	10	\$50,570
Dental Hygienists/Assistants/Lab Technicians	60	\$59,090

Source: New York State Department of Labor

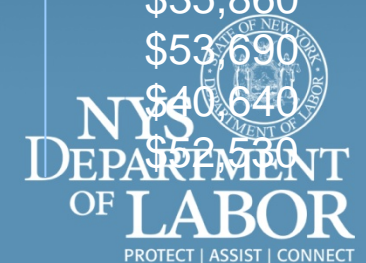
Occupations Requiring Either Postsecondary Training or Long-term OTJ Training, Finger Lakes, 2006-2016

Fastest Growing Occupations*

	% Growth	Median Wage
Fitness Trainers & Aerobics Instructors	30.8%	\$33,260
Electricians	29.3%	\$52,530
Heating, AC, & Refridge. Mechanics & Installers	26.2%	\$41,830
EMTs and Paramedics	24.1%	\$34,440
Plumbers, Pipefitters, & Steamfitters	23.5%	\$52,550

Occupations with Most Annual Openings

	Openings/Year	Median Wage
Nursing Aides, Orderlies & Technicians	140	\$46,670
Licensed Practical Nurses	130	\$35,860
Police and Sheriff's Patrol Officers	70	\$53,690
Carpenters	130	\$40,640
Electricians	60	\$52,530




Source: New York State Department of Labor

Occupations Requiring Moderate to Short-term OTJ Training, Finger Lakes, 2006-2016

Occupations with Most Annual Openings

	Openings/Year	Median Wage
Customer Service Representative	340	\$29,300
Child Care Workers	290	\$19,000
Janitors and Cleaners	290	\$21,500
General Office Clerks	250	\$20,300
Teacher Assistants	230	\$32,000
Bookkeeping, Accounting, and Auditing Clerks	210	\$19,600
Farmworkers and Laborers	200	\$22,300
Laborers and Freight Movers	200	\$23,100
Home Health Aides	190	\$20,700
Executive Secretaries and Administrative Assistants	180	\$38,300



Source: New York State Department of Labor

Occupations Requiring Moderate to Short-term OTJ Training, Finger Lakes, 2006-2016

Occupations with Most Annual Openings

	Openings/Year	Median Wage
Truck Drivers, Heavy and Tractor Trailer	120	\$35,300
Landscaping and Groundskeeping Workers	110	\$23,200
Security Guards	110	\$24,000
Social and Human Service Assistants	100	\$25,400
Correctional Officers and Jailers	80	\$54,000
Construction Laborers	70	\$33,700

Source: New York State Department of Labor



Recession Proof Jobs

- Education
 - Teacher, Teacher Assistant, Instructor
- Health Care
 - Nurse, Pharmacist, Physician Assistant
- Energy
 - Alternative Energy (solar, wind, biofuel...)
- Environmental
 - Ecologists, Hydrologists, Environmental Chemists
- Security
 - Police Officer, Detective, Security Guard, Homeland Security

Questions?

